



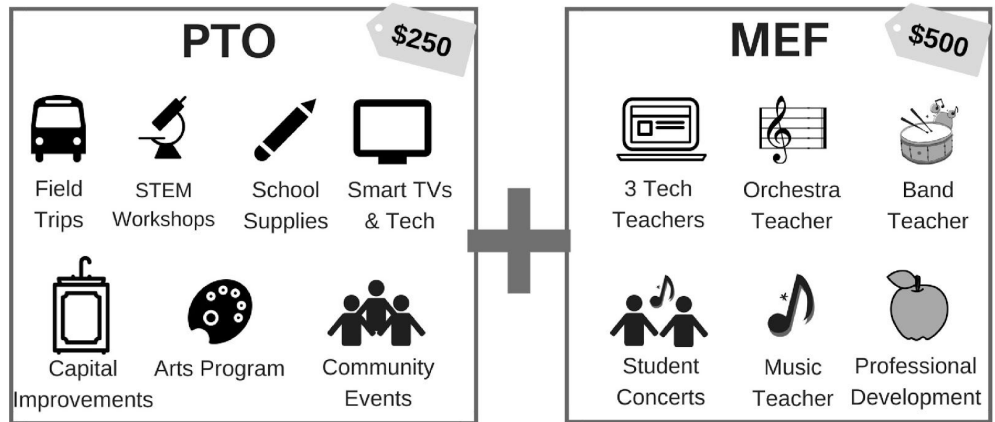
Stronger Together

Welcome back to school! We hope you all enjoyed your summer. Thank you for supporting Meadows PTO and Millbrae Education Foundation (MEF) last year. This year, the PTO is working closely with MEF and the Millbrae Elementary School District to bring more enrichment beyond Music and Technology to every student.

Quality enrichment programs are essential to prepare our kids to lead in today's innovation economy. Every student in our schools should be given the opportunity to reach his or her full potential!

PTO and MEF are working together to give every child equal access to enrichment programs. Last year MEF raised \$408,000 and **35% of families** contributed. In the past, each school's PTA or PTO sourced its programs separately from different vendors. Your participation in MEF is important because, going forward, we will coordinate enrichment programs district wide. A well-funded MEF results in high quality programs for lower overall cost.

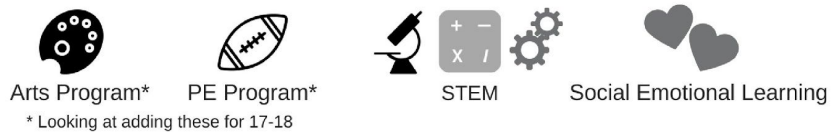
Millbrae is the lowest funded school district in San Mateo County. \$400,000 is only enough for Music and Technology teachers in all 5 schools. We need to raise more money to expand our programs to more subject areas. This school year, PTO and MEF are looking at **adding new programs for Sports and the Arts district-wide**.



Our suggested tax-deductible donations amounts are:

- \$500 (or \$50 for 10 months) per student to MEF and
- \$250 (or \$25 for 10 months) per student to PTO.

Imagine the Possibilities with **Higher MEF Participation:**



Any donation amount from your family is greatly appreciated and will help benefit your child and their education. Participate by:

- Making a one-time or monthly donation:
 - online at: millbraekids.org/donate and meadowspto.org
 - by check (payable to Millbrae Education Foundation and Meadows PTO)
- Volunteering your time and talents to MEF and/or PTO

With a family donation to MEF of \$1,500 or more, you can join the MEF Leadership circle and receive additional benefits at different giving levels. For more details, check out millbraekids.org/leadershipcircle.

See you at Back to School Night where we will update you on our progress. Welcome back to school!

FAQ

Q: How do MEF and PTO support my child's education?

MEF and PTO both support your child's education in complementary ways. PTO provides school-specific support, while MEF provides support for the whole district, including hiring teachers and funding district-wide programs. Supporting both means a better school system, which is better for all of us.

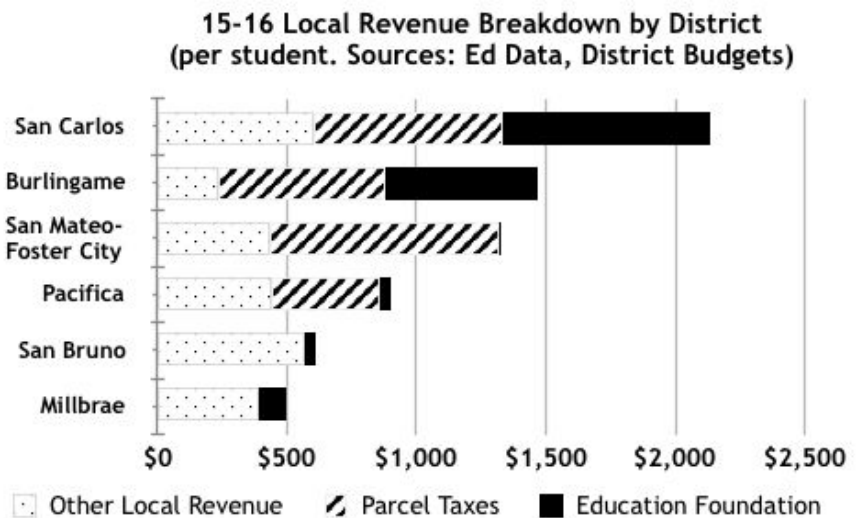
Q: I already pay for property taxes, doesn't this money help our schools?

Some Millbrae residents pay a relatively high amount in property taxes because of high property values. Unfortunately there is no relationship between the amount any resident pays and the money received by our schools. The school district budget is effectively determined by the state and not by local property taxes. The Local Control Funding Formula (LCFF) means that all districts receive funding based on the average daily attendance (ADA) of students. The higher the attendance rate, the higher the funding received. Additional funds are distributed based on student demographics and socioeconomic status.

Q: How do other school districts have more funding than Millbrae Elementary School District?

Other school districts receive funds beyond minimum LCFF/state/federal funding through local revenue sources.

This includes **donations from their education foundations, parcel taxes and other site-based revenue** (e.g. school facility rentals). A parcel tax would provide a stable local source of revenue for Millbrae schools. A stronger education foundation is also essential to provide a competitive, well-rounded education for all our children.



Q: What if I cannot afford to pay the suggested donation amounts?

Any donation amount from your family will help benefit your child and his/her education. PTO and MEF welcome any contribution no matter the amount. You can also volunteer your time and talents during the year.

Q: How do I find out if my company provides a Corporate Matching/Charitable Matching Gift program?

This is an easy and great way to double the impact of your donation! Visit doublethedonation.com/millbraekids to find out if your company has a matching gift program and how to apply. You may need to provide information such as donation date, amount, and our tax ID or EIN (MEF: 41-2258685 and PTO: 81-2636718).

Q: Tell me more about how to donate and the benefits of membership.

You can drop off your donations in the lockboxes for PTO and MEF located inside the school office, or you can go to the websites for each organization to pay online.

There are different PTO sponsorship levels, starting at \$100 for Bronze sponsors, that include sponsor-only benefits. If possible, PTO members are encouraged to contribute at least \$250 to become Silver sponsors. Gold (\$500) and Platinum (\$1000+) sponsors receive special additional benefits, including free tickets to our biggest fundraising event of the year, the Crab Feed Dinner and Auction.